

TX611 Series Transfer Switch

1200 — 1600 Amps

Contactor Type · Closed Transition

- Automatic Transfer Switch
- 1200 - 1600A up to 600V VAC, 60 Hz, 100% current rated
- Single or Three Phase
- 2, 3, or 4 Poles
- NEMA 1 or 3R
- Closed Transition
- ETL Listed to UL 1008
- High Withstand and Closing Ratings
- 3-Cycle Rated for Easy Upstream Breaker Coordination



Image used for illustration purposes only

Codes and Standards

Not all codes and standards apply to all configurations. Contact factory for details.



cETL Listed



NFPA 70, 99, 110



NEC 700, 701, 702, 708

Description

Generac's patented* closed transition contactor type transfer switches are double-throw robust switch construction for safe positive transfer between power sources. Featuring a transition time of less than 50 milliseconds, this high speed transfer is ideal for all applications, including motor load applications. The contacts are silver composite for long life, resisting pitting or burning. The switches are rated for full load transfers in mission critical, emergency, legally required, and optional power systems.

The microprocessor based controller provides the customers with the flexibility to program a comprehensive group of set points to match the application needs. The controller has two programmable inputs and one programmable output as standard and is available with an optional expansion board for up to four programmable inputs and outputs. The LCD displays real time and historical information with time-stamped events. The integrated plant exerciser can be configured in off, daily, day of week, biweekly, and monthly intervals with user selectable run time. Standard features of the controller include three phase sensing on both sources, phase unbalance, phase reversal, load shed, emergency inhibit, and communications.

*Patent Number: US 11,616,386 B2

TX611 Series Transfer Switch

1200 — 1600 Amps

Contactors Type · Closed Transition

STANDARD FEATURES

GENERAL

- Floor Mounted, Wall Secured
- Cable Entry is Top or Bottom
- Double-Throw, Stored Energy Transfer Mechanism
- Can be Electrically Isolated while Energized
- Graphical LCD-Based Display for Programming, System Diagnostics, and Help Menu Display Mimic
- Diagram with Source Available and Connected LED Indicator
- Method of Transfer: Closed Transition
- Mechanically Interlocked to Prevent Connection of Both Sources
- Modbus® RTU Communications
- TXC 100 Controller
- Operating Temperature: -4° to 158°F (-20° to 70°C)
- Removable Bottom Plates for Ease of Entry
- Kickplate*
- Voltage Agnostic**
- High Withstand and Closing Ratings
- Heater Kit Standard on All 3R Enclosures
- Auxiliary Output Includes: Two Wire Start, Signal Before Transfer, Fault, and a Programmable Relay Output
- Auxiliary Input Includes: Permissive Inputs (24VDC)
- General Alarm Indication
- 2 Year Standard Warranty

VOLTAGE AND FREQUENCY SENSING

- Three Phase Under and Over Voltage Sensing on Normal and Emergency Sources
- Under and Over Frequency Sensing on Normal and Emergency
- Selectable Settings: Single or Three Phase Voltage
- Sensing on Normal and Emergency 60 Hz
- Phase Sequence Sensing for Phase Sensitive Loads

START CIRCUIT

- 2-wire Start
- 3-wire Start from C Contact for Circuit Monitoring

DIGITAL OUTPUTS

- Switch Position Indication (4 Form C)
- Signal Before Transfer (Elevator)
- General Alarm
- Programmable Output

DIGITAL INPUTS

- Emergency Inhibit (Permissive & Load Shed)
- Go to Emergency (Demand Response)
- Manual Generator Retransfer

CONTROLS

- Front Programmable Control Reduces PPE Needs and Arc Flash Hazard
- Built in Battery Backup – Increases Switch Reliability and Reduces Switch Transition Time to Alternate Source
- Battery Backup Able to Power the Controller for Up to 60 Minutes in the Event of No Source Availability
- Generator Battery Backup for Controller
- Accessible USB Port for Easy Data Downloads, Firmware Updates without Requiring PPE, Reducing the Risk of Arc Flash
- All Amp Nodes Offered with Delayed Transition
- Heater Programmable through Control for Desired Temperature and Humidity Settings
- Front Accessible Customer Connections
- Time-Stamped Event History Log
- Programmable Exerciser – Daily, Weekly, Biweekly, Monthly

* Kickplate standard on 1600 Amp; Optional Kit on 1200 Amp
** 480 V 3-Wire Systems and all 600 V systems must be specified at time of ordering for Transformer Kit to be included

AVAILABLE OPTIONS

- Remote Annunciator
- Chicago Code Kit
- 3R Padlockable Cover for Controller (Standard on 3R Enclosure)
- CTs for Integrated Metering
- Heater Option for Temperature and Humidity Control (Standard on 3R Enclosure)
- Expandable Input/Output Board Module Includes: 4 Relay Outputs and 4 Optically Isolated Inputs
- 5 Year Extended Limited Warranty
- 7 Year Extended Limited Warranty
- 10 Year Extended Limited Warranty

ENGINEERED OPTIONS

- Transient Voltage Surge Suppressor (TVSS)
- Manual Generator Retransfer Switch
- Go to Emergency Switch

CONVERSION KITS

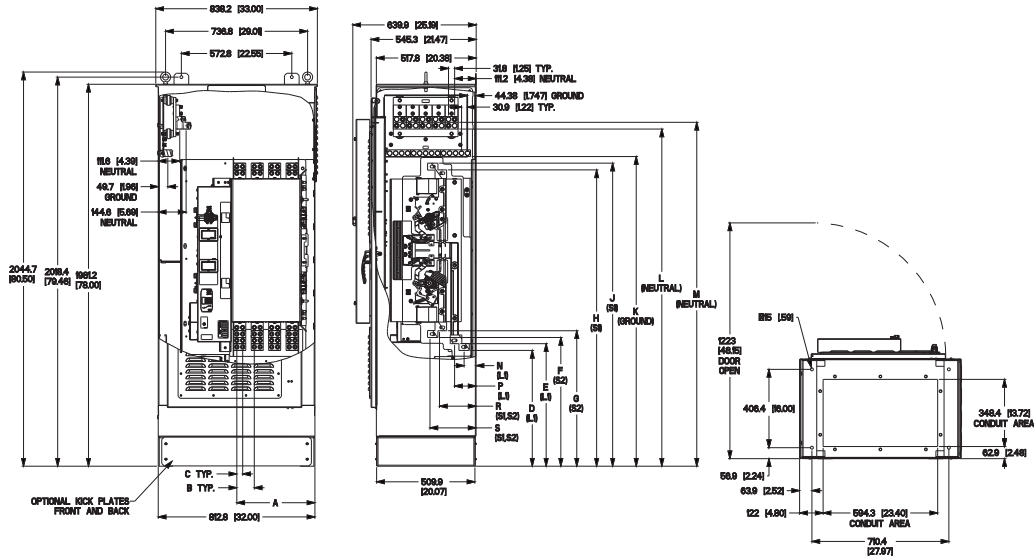
- 480 V Transformer Kit for 3-Wire Systems
- 600 V Transformer Kit

TX611 Series Transfer Switch

1200 — 1600 Amps

Contactor Type · Closed Transition

UNIT DIMENSIONS*



Non-Service Entrance Rated, Contactor Type, Closed Transition, 1200 A, Type 1 or 3R			
Description		1200A 3 Pole	1200A 4 Pole
in (mm)	A (Dim)	15.95 (405.1)	15.95 (405.1)
	B (Dim)	3.56 (90.5)	3.56 (90.5)
	C (Dim)	1.220 (30.5)	1.220 (30.5)
	D (Dim)	23.65 (600.6)	23.65 (600.6)
	E (Dim)	25.02 (635.6)	25.02 (635.6)
	F (Dim)	26.28 (66.7.6)	26.28 (66.7.6)
	G (Dim)	27.66 (702.6)	27.66 (702.6)
	H (Dim)	60.52 (1537.1)	60.52 (1537.1)
	J (Dim)	61.89 (1572.1)	61.89 (1572.1)
	K (Dim)	63.24 (1606.3)	63.24 (1606.3)
	L (Dim)	68.86 (1749)	68.86 (1749)
	M (Dim)	70.23 (1783.9)	70.23 (1783.9)
	N (Dim)	2.44 (62.1)	2.44 (62.1)
	P (Dim)	4.39 (111.4)	4.39 (111.4)
R (Dim)	7.47 (189.7)	7.47 (189.7)	
S (Dim)	9.41 (239.1)	9.41 (239.1)	
Cu/Al	Normal 75 °C Wire	(4) 750 – 4/0	(4) 750 – 4/0
	Standby Source 75 °C Wire	(4) 750 – 4/0	(4) 750 – 4/0
	Load 75 °C Wire	(4) 750 – 4/0	(4) 750 – 4/0
	Neutral Connection	(20) 750 – 1/0	(20) 750 – 1/0
	Ground Connection	(15) 600-#4 or (30) 250-1/0	(15) 600-#4 or (30) 250-1/0
lbs (kg)	Weight	600 (272.2)	640 (290.3)

UL 1008 Withstand and Closing Ratings		
Ampere Rating	3-Cycle Rating	Voltage
1200	100 kA	600V

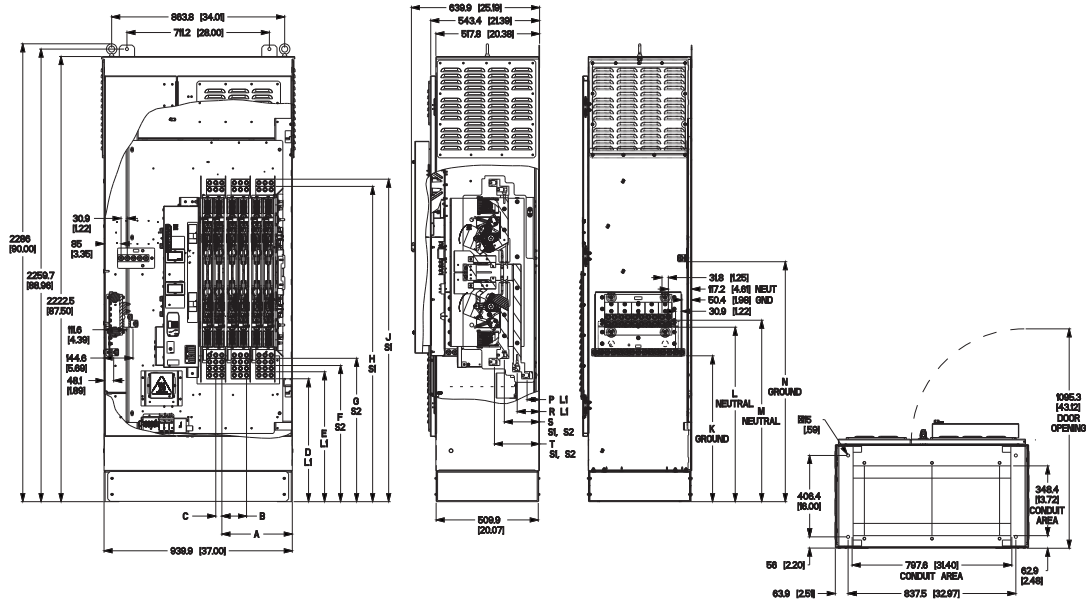
* All measurements are approximate and for estimation purposes only. Specification characteristics may change without notice. Please contact a Generac Power Systems Industrial Dealer for detailed installation drawings.

TX611 Series Transfer Switch

1200 — 1600 Amps

Contactor Type · Closed Transition

UNIT DIMENSIONS*



Non-Service Entrance Rated, Contactor Type, Closed Transition, 1600 A, Type 1 or 3R		
Description		1600A 3 Pole
in (mm)	A (Dim)	13.84 (351.5)
	B (Dim)	9.0 (228.5)
	C (Dim)	4.15 (105.5)
	D (Dim)	24.16 (613.6)
	E (Dim)	25.54 (648.6)
	F (Dim)	26.76 (679.8)
	G (Dim)	28.18 (715.8)
	H (Dim)	61.97 (1574.1)
	J (Dim)	63.39 (1610.1)
	K (Dim)	28.67 (728.3)
	L (Dim)	34.29 (871)
	M (Dim)	35.67 (905.9)
	N (Dim)	2.44 (61.9)
	P (Dim)	4.38 (11.2)
R (Dim)	6.91 (175.4)	
S (Dim)	8.85 (224.8)	
Cu/Al	Normal 75 °C Wire	(6) 750 – 4/0
	Standby Source 75 °C Wire	(6) 750 – 4/0
	Load 75 °C Wire	(6) 750 – 4/0
	Neutral Connection	(20) 750 – 1/0
	Ground Connection	(20) 600 - #4 or (40) 250 - 1/0
lbs (kg)	Weight	768 (348.4)

UL 1008 Withstand and Closing Ratings		
Ampere Rating	3-Cycle Rating	Voltage
1600	100 kA	600V

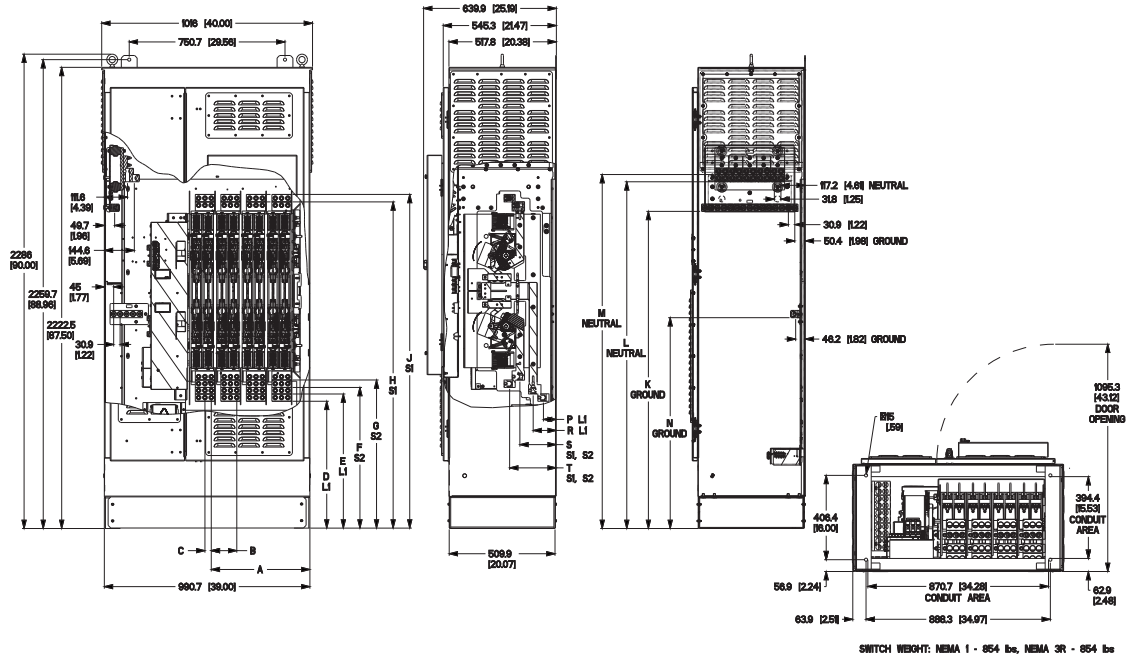
* All measurements are approximate and for estimation purposes only. Specification characteristics may change without notice. Please contact a Generac Power Systems Industrial Dealer for detailed installation drawings.

TX611 Series Transfer Switch

1200 — 1600 Amps

Contactor Type · Closed Transition

UNIT DIMENSIONS*



Non-Service Entrance Rated, Contactor Type, Closed Transition, 1600 A, Type 1 or 3R		
Description		1600A 4 Pole
in (mm)	A (Dim)	18.72 (475.4)
	B (Dim)	4.84 (123)
	C (Dim)	1.2 (30.5)
	D (Dim)	24.1 (611.4)
	E (Dim)	25.45 (646.4)
	F (Dim)	26.7 (677.9)
	G (Dim)	28.11 (713.9)
	H (Dim)	61.9 (1572.2)
	J (Dim)	63.3 (1608.2)
	K (Dim)	60.2 (1528.4)
	L (Dim)	65.8 (1671)
	M (Dim)	67.2 (1706)
	N (Dim)	2.44 (61.9)
	P (Dim)	4.38 (11.2)
R (Dim)	6.91 (175.4)	
S (Dim)	8.85 (224.8)	
Cu/Al	Normal 75 °C Wire	(6) 750 - 4/0
	Standby Source 75 °C Wire	(6) 750 - 4/0
	Load 75 °C Wire	(6) 750 - 4/0
	Neutral Connection	(20) 750 - 1/0
	Ground Connection	(20) 600 - #4 or (40) 250 - 1/0
lbs (kg)	Weight	854 (387.4)

UL 1008 Withstand and Closing Ratings		
Ampere Rating	3-Cycle Rating	Voltage
1600	100 kA	600V

* All measurements are approximate and for estimation purposes only. Specification characteristics may change without notice. Please contact a Generac Power Systems Industrial Dealer for detailed installation drawings.