

DEMAND RESPONSE READY


Standby Power Rating
 750 kW, 938 kVA, 60 Hz

Prime Power Rating*
 750 kW, 938 kVA, 60 Hz



*Assembled in the USA using domestic and foreign parts

*EPA Certified Prime ratings are not available in the US or its Territories




Codes and Standards


Not all codes and standards apply to all configurations. Contact factory for details.


 UL2200, UL6200, UL1236, UL489


 CSA C22.2, B149

 BS5514 and DIN 6271

 SAE J1349

 NFPA 37, 70, 99, 110

 NEC700, 701, 702, 708

 NEMA ICS10, MG1, 250, ICS6, AB1

 ANSI C62.41

Powering Ahead

Generac provides superior quality by designing and manufacturing most of its generator components, such as alternators, enclosures, control systems and communications software. Generac also makes its own spark-ignited engines, and they can be found on every Generac gaseous-fueled generator. We engineer and manufacture them from the block up — all at our facilities throughout Wisconsin. Applying natural gas and LP-fueled engines to generators requires advanced engineering expertise for reliability, durability and necessary performance. By designing specifically for these dry, hotter-burning fuels, the engines last longer and require less maintenance. Building our own engines also means we control every step of the supply chain and delivery process, so you benefit from single-source responsibility.

Plus, Generac Industrial Power's distribution network provides all parts and service so owners don't have to deal with third-party suppliers. It all leads to a positive owner experience and higher confidence level. Generac spark-ignited engines give more options in commercial and industrial generator applications as well as extended run time from utility-supplied natural gas.

STANDARD FEATURES

DEMAND RESPONSE READY

ENGINE SYSTEM

- Oil Drain Extension
- Heavy Duty Air Cleaner
- Level 1 Fan and Belt Guard (Open Set Only)
- Stainless Steel Flexible Exhaust Connection
- Factory Filled Oil and Coolant
- Critical Silencer/Catalyst
- Oil Temperature Sender with Indication Alarm
- Radiator Duct Adapter (Open Set Only)
- Coolant Heater Ball Valves

FUEL SYSTEM

- NPT Fuel Connection on Frame
- Primary and Secondary Fuel Shutoff

COOLING SYSTEM

- Closed Coolant Recovery System
- Factory-Installed Radiator
- 50/50 Ethylene Glycol Antifreeze
- Radiator Drain Extension

ELECTRICAL SYSTEM

- Battery Charging Alternator
- Battery Cables
- Battery Tray
- Rubber-Booted Engine Electrical Connections
- Solenoid Activated Starter Motor

ALTERNATOR SYSTEM

- UL2200 GENprotect™
- Class H Insulation Material
- 2/3 Pitch
- Skewed Stator
- Permanent Magnet Excitation
- Sealed Bearings
- Amortisseur Winding
- Low Temperature Rise < (120 °C)
- Motorized Main Line Circuit Breaker

GENERATOR SET

- Spring Genset Vibration Isolators
- Separation of Circuits - High/Low Voltage
- Separation of Circuits - Multiple Breakers
- Wrapped Exhaust Piping
- Standard Factory Testing
- 2 Year Limited Warranty (Standby and Demand Response Rated Units)
- Ready to Accept Full Load in <10 Seconds

ENCLOSURE (If Selected)

- Structural Steel Sub-Base
- Sub-Base Lifting Eyes
- Enamel Finish
- Zinc Plated Fasteners
- Zinc Plated Cast Aluminum Keylock Door Handles
- Heavy Duty Stainless Steel Hinges with Removable Brass Pins
- Modular Construction
- RhinoCoat™ - Textured Polyester Powder Coat Paint

CONTROL SYSTEM



Power Zone® Pro Sync Controller

- NFPA 110 Level 1 Compliant
- Engine Protective Functions
- Alternator Protective Functions
- Digital Engine Governor Control
- Digital Voltage Regulator
- Multiple Programmable Inputs and Outputs
- Remote Display Capability
- Remote Communication via Modbus® RTU, Modbus TCP/IP, and Ethernet 10/100
- Alarm and Event Logging with Real Time Stamping
- Expandable Analog and Digital Inputs and Outputs

- Remote Wireless Software Update Capable
- BMS and Remote Telemetry
- Built-In Programmable Logic Eliminates the Need for External Controllers Under Most Conditions
- Ethernet Based Communications Between Generators
- Programmable I/O Channel Properties
- Built-In Diagnostics
- Arc Flash Maintenance Mode (When Correctly Equipped)

Alarms and Warnings

- Low Oil Pressure
- Low Coolant Level
- High/Low Coolant Temperature
- Sensor Failure
- Oil Temperature
- Over/Under Speed
- Over/Under Voltage
- Over/Under Frequency
- Over/Under Current
- Over Load
- High/Low Battery Voltage
- Battery Charger Current
- Phase to Phase and Phase to Neutral Short Circuits (I²T Algorithm)

7 Inch Color Touch Screen Display

- Resistive Color Touch Screen
- Sunlight Readable (1400 NITS)
- Easily Identifiable Icons
- Multi-Lingual
- On Screen Editable Parameters
- Key Function Monitoring
- Three Phase Voltage, Amperage, kW, kVA, and kVAr
- Selectable Line to Line or Line to Neutral Measurements
- Frequency
- Engine Speed
- Engine Coolant Temperature
- Engine Oil Pressure
- Engine Oil Temperature
- Battery Voltage
- Hourmeter
- Warning and Alarm Indication
- Diagnostics
- Maintenance Events/Information

PARALLELING CONTROLS

- Paralleling Control (Synchronizing)

- Reverse Power
- Loss of Synchronization Between Gensets

- Load and VAR Sharing

MG750 | 33.9L | 750 kW

INDUSTRIAL SPARK-IGNITED GENERATOR SET

EPA Certified Stationary Emergency and Non-Emergency

CONFIGURABLE OPTIONS

DEMAND RESPONSE READY

ENGINE SYSTEM

- Engine Coolant Heater
- Oil Heater
- Level 1 Fan and Belt Guards (Enclosed Units Only)
- Two Stage Air Cleaner
- Air Filter Restriction Indicator
- Radiator Stone Guard (Open Set Only)
- Shipped Loose Catalyst Silencer (Enclosed Units Only)

ELECTRICAL SYSTEM

- 20A UL Listed Battery Charger
- Battery Warmer

FUEL SYSTEM

- NPT Flexible Fuel Line

ALTERNATOR SYSTEM

- Alternator Upsizing
- Anti-Condensation Heater

CIRCUIT BREAKER

- Main Line Circuit Breaker
- Electronic Trip Breakers

GENERATOR SET

- Spring or Seismic Vibration Isolator
- Extended Factory Testing
- 24 Position Load Center

CONTROL SYSTEM

- NFPA 110 Level 1 Compliant 21-Light Remote Annunciator
- Remote Output Relays (8 or 16)
- Remote E-Stop (Break Glass-Type, Surface Mount)
- Remote E-Stop (Red Mushroom-Type, Surface Mount)
- Remote E-Stop (Red Mushroom-Type, Flush Mount)
- 10A Engine Run Relay
- Ground Fault Indication and Protection Functions
- 100 dB Alarm
- 120V GFCI and 240V Outlets
- Permissive/Load Shed Module

ENCLOSURE

- Level 0 Sound Attenuated
- Level 1 Sound Attenuated
- Level 2 Sound Attenuated
- Level 1 Sound Attenuated with Motorized Dampers
- Level 2 Sound Attenuated with Motorized Dampers
- Steel Enclosure
- Aluminum Enclosure
- AC Enclosure Lighting Kit
- Enclosure Heaters (Motorized Dampers Only)
- Up to 200 mph Wind Load Rating (Contact Factory for Availability)

WARRANTY (Standby Gensets Only)

- 2 Year Extended Limited Warranty
- 5 Year Limited Warranty
- 5 Year Extended Limited Warranty
- 7 Year Extended Limited Warranty
- 10 Year Extended Limited Warranty

ENGINEERED OPTIONS

CONTROL SYSTEM

- Additional Spare Inputs/Outputs
- Battery Disconnect Switch

ALTERNATOR SYSTEM

- Unit Mounted Load Banks
- Medium Voltage Alternators

GENERATOR SET

- Special Testing
- Battery Box

ENCLOSURE

- Door Open Alarm Horn

APPLICATION AND ENGINEERING DATA

DEMAND RESPONSE READY

ENGINE SPECIFICATIONS

General

Make	Generac
Cylinder #	12
Type	4 Cycle
Displacement - in ³ (L)	2,071 (33.9)
Bore: in (mm)	5.91 (150)
Stroke: in (mm)	6.30 (160)
Compression Ratio	10.0:1
Intake Air Method	Turbocharged/Aftercooled
Number of Main Bearings	7
Cylinder Head	Cast iron 4 valve
Ignition	Electronic
Piston Type	Aluminum
Crankshaft Type	Drop Forged Steel
Lifter Type	Solid
Intake Valve Material	SUH3 with Tuftride
Exhaust Valve Material	SUH3 with Tuftride and Stellite
Hardened Valve Seats	Proprietary Alloy
Crankcase Ventilation	Closed

Engine Governing

Governor	Electronic
Frequency Regulation (Steady State)	±0.25%

Lubrication System

Oil Pump Type	Gear Driven
Oil Filter Type	Cartridge
Engine Oil Capacity with Filter: qt (L)	106 (100)

Cooling System

Cooling System Type	Unit Mounted Radiator
Fan Type	Pusher
Fan Speed (rpm)	1,080
Fan Diameter - in (mm)	64 (1,625)

Fuel System

Fuel Type	Natural gas, propane
Carburetor	Down draft
Secondary Fuel Regulator	Standard
Fuel Shutoff Solenoid	Standard (dual)
Operating Fuel Pressure - in H ₂ O (kPa)	14–20 (3.5–5.0)
*Operating fuel pressure measured at the generator fuel inlet located on the frame rail.	

Engine Electrical System

System Voltage	24 VDC
Battery Charger Alternator	Standard
Battery Size	See Battery Index 0161970SBY
Battery Voltage	(4) – 12 VDC
Ground Polarity	Negative

ALTERNATOR SPECIFICATIONS

Standard Model	K0912124Y22
Poles	4
Field type	Rotating
Insulation class - Rotor	H
>Insulation class - Stator	H
Total harmonic distortion	<5%
Telephone Interference Factor (TIF)	

Standard excitation	Permanent magnet
Bearings	Single sealed cartridge
Coupling	Direct via flexible disc
Prototype short circuit test	Yes
Voltage regulator type	Full digital
Number of sensed phases	All
Regulation accuracy (steady state)	±0.25%

MG750 | 33.9L | 750 kW

INDUSTRIAL SPARK-IGNITED GENERATOR SET

EPA Certified Stationary Emergency and Non-Emergency



OPERATING DATA

DEMAND RESPONSE READY

POWER RATINGS

	Standby/Demand Response	
Three-Phase 277/480 VAC @0.8pf	750 kW/938 kVA	Amps: 1,128
Three-Phase 346/600 VAC @0.8pf	750 kW/938 kVA	Amps: 902

MOTOR STARTING CAPABILITIES (SKVA)

277/480 VAC	30%	120/208 VAC	30%	120/240 VAC	30%
K0912124Y22	3,250	K1000124Y22	3,900	K1000124Y22	3,900
K1000124Y22	3,900	K1220124Y22	3,250	J1124064N22	Contact Factory
K1220124Y22	3,250	K1440124Y22	4,250	J1300064N22	Contact Factory

FUEL CONSUMPTION RATES*

Percent Load	Natural Gas – scfh (m ³ /hr)
	Standby/Demand Response
25%	2,958 (83.8)
50%	4,518 (127.9)
75%	6,277 (177.7)
100%	8,370 (237.0)

*Fuel supply installation must accommodate fuel consumption rates at 100% load.

COOLING

		Standby/Demand Response
Air flow (fan air flow across radiator)	cfm (m ³ /min)	34,000 (963)
Coolant flow	gpm (Lpm)	291 (1,101)
Coolant system capacity	gal (L)	55 (208)
Maximum operating ambient temperature	°F (°C)	122 (50)
Maximum operating ambient temperature (before derate)		See Bulletin No. 0199270SSD
Maximum radiator backpressure	in H ₂ O (kPa)	0.5 (0.12)

COMBUSTION AIR REQUIREMENTS

	Standby/Demand Response
Flow at rated power cfm — (m ³ /min)	1,450 (41.1)

ENGINE

		Standby
Rated engine speed	rpm	1,800
Horsepower at rated kW**	hp	1,118
Piston speed	ft/min (m/min)	1,890 (576)
BMEP	psi (kPa)	226 (1,561)

** See "Emissions Data Sheet" for maximum bHP for EPA and SCAQMD permitting purposes.

EXHAUST

		Standby
Exhaust flow (rated output)	cfm (m ³ /min)	5,449 (154.3)
Maximum allowable back pressure (post silencer)	in H ₂ O (kPa)	0.75 (2.54)
Exhaust temp (rated output - post silencer)	°F (°C)	1,232 (667)

Deration – Operational characteristics consider maximum ambient conditions. Derate factors may apply under atypical site conditions.

Please contact a Generac Power Systems Industrial Dealer for additional details. All performance ratings in accordance with BS5514 and DIN6271 standards

Standby - See Bulletin 0187500SSB

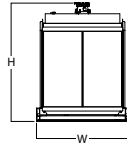
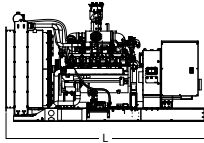
Prime - See Bulletin 10000018926

MG750 | 33.9L | 750 kW
INDUSTRIAL SPARK-IGNITED GENERATOR SET

EPA Certified Stationary Emergency and Non-Emergency

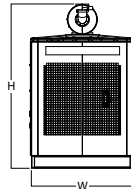
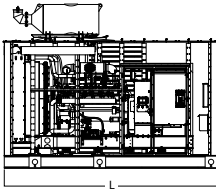
DIMENSIONS AND WEIGHTS*

DEMAND RESPONSE READY



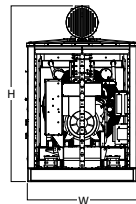
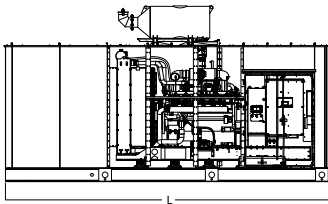
OPEN SET

L x W x H - in (mm)	178.3 (4,528) x 82.6 (2,098) x 110.3 (2,801)
Weight lbs (kg)	14,824 - 16,967 (6,724 - 7,696)



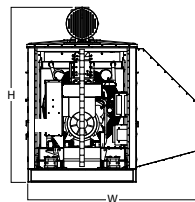
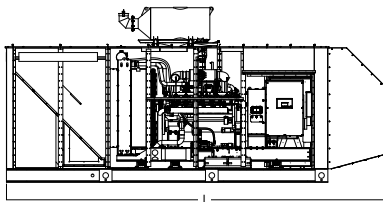
WEATHER PROTECTED ENCLOSURE

L x W x H - in (mm)	201.0 (5,105) x 96.0 (2,438) x 155.2 (3,941)
Weight lbs (kg)	Steel: 18,631 - 20,666 (8,451 - 9,374) Aluminum: 17,800 - 19,835 (8,074 - 8,997)



LEVEL 1 SOUND ATTENUATED ENCLOSURE

L x W x H - in (mm)	287.0 (7,290) x 96.0 (2,438) x 153.0 (3,886)
Weight lbs (kg)	Steel: 23,896 - 24,491 (10,186 - 11,109) Aluminum: 19,773 - 21,808 (8,969 - 9,892)



LEVEL 2 SOUND ATTENUATED ENCLOSURE

L x W x H - in (mm)	340.0 (8,636) x 151.4 (3,845) x 153.0 (3,886)
Weight lbs (kg)	Steel: 23,481 - 25,516 (10,651 - 11,574) Aluminum: 20,214 - 22,249 (9,169 - 10,092)

* All measurements are approximate and for estimation purposes only.

YOUR FACTORY RECOGNIZED GENERAC INDUSTRIAL DEALER
--

Specification characteristics may change without notice. Dimensions and weights are for preliminary purposes only. Please consult a Generac Power Systems Industrial Dealer for detailed installation drawings